

# SAM Schools Survey Data

Lincolnshire schools



**Happier**



**Healthier**



**More Active**

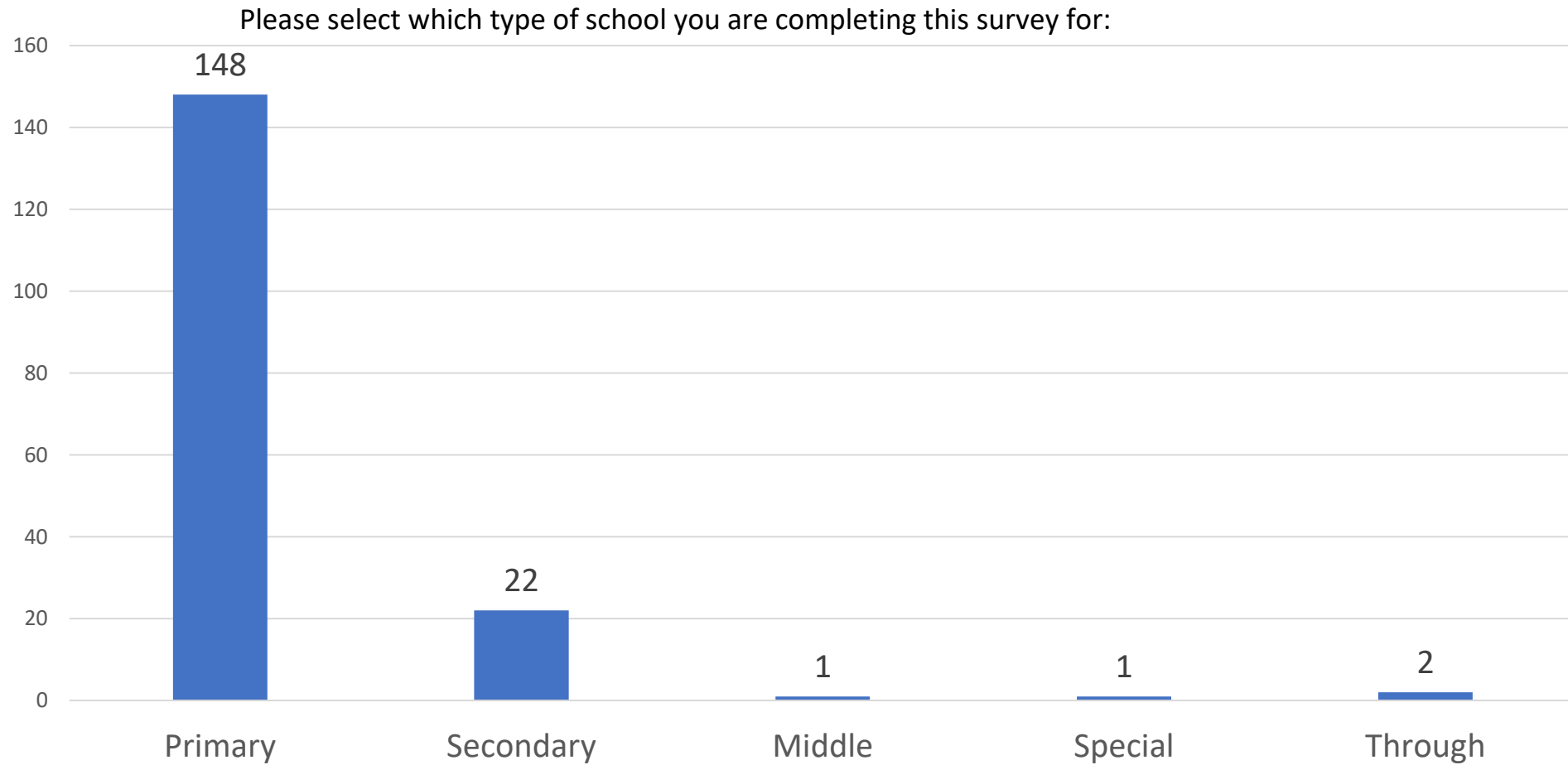
# SAM Schools Survey Data – May 2021

3. Background & Introduction
4. School split (Lincolnshire schools)
5. Pupil Social Interaction
6. Pupil Resilience
7. Pupils have put on excessive body weight during lockdown
8. The Fundamental Movement Skills of pupils
9. Pupil's physical fitness
10. Physical Activity Levels
11. General Wellbeing

# Background & Introduction

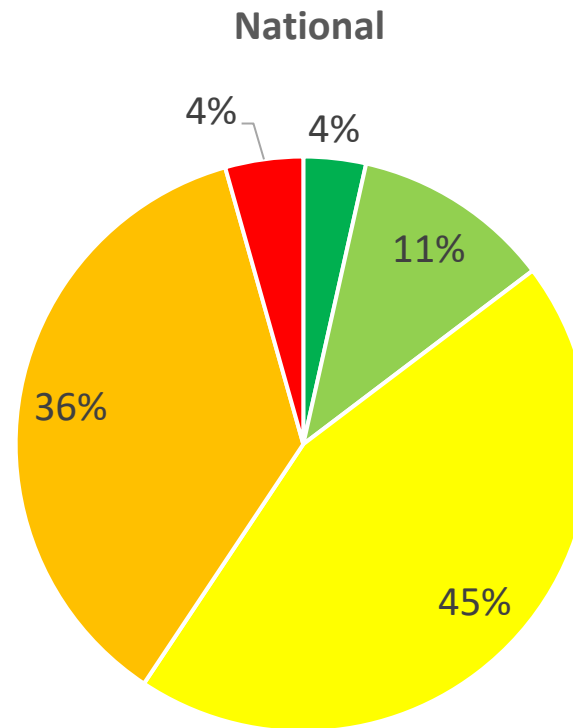
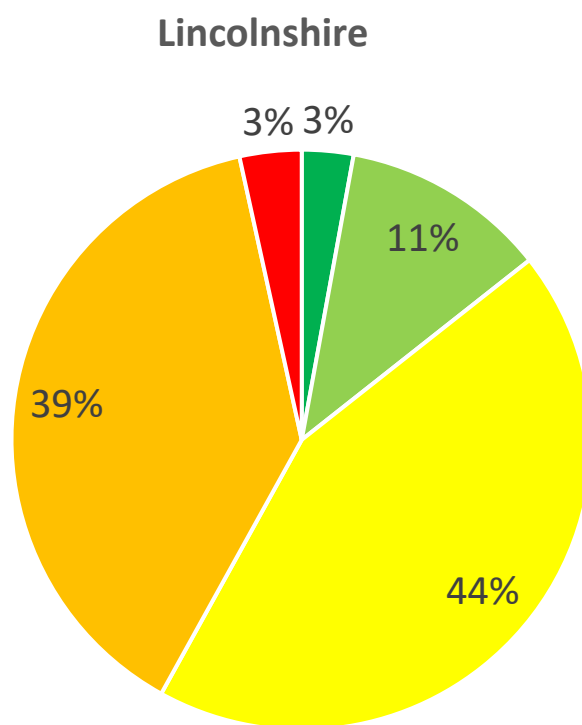
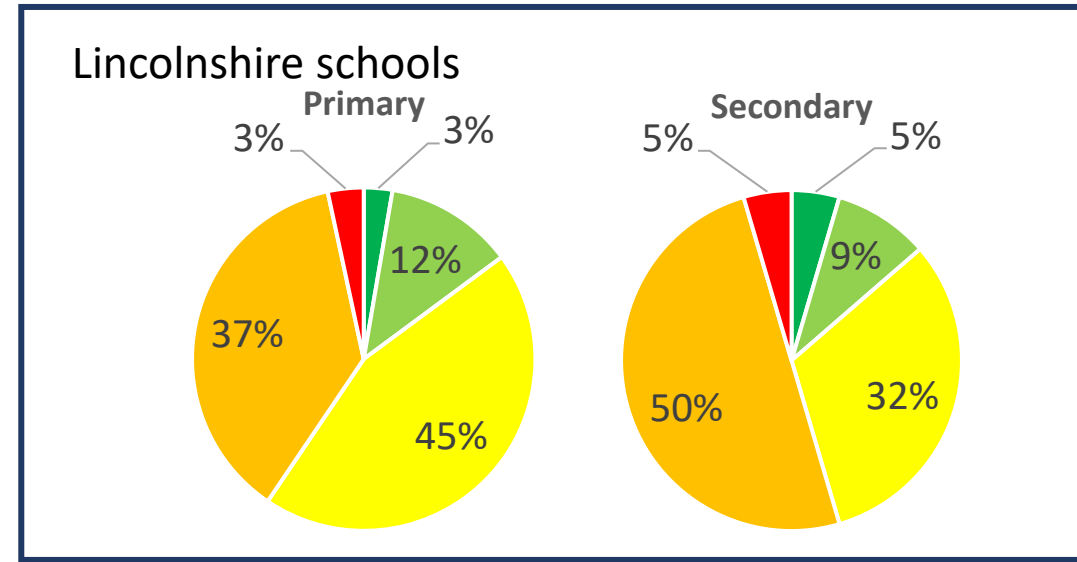
- **Teachers indicate that pupils are reporting a range of *concerning physical and emotional issues* after the latest lockdown.**
- In April 2021, the Schools Active Movement (SAM) launched a national survey. Headteachers, PE coordinators and PE teachers from 2647 schools across the England were asked what they had noticed about their pupils since the easing of the third lockdown in March when all the children had returned to school.
- This report concentrates on the impact within Lincolnshire.
- Information collected by inspire+ & School Games Organisers.

# School split



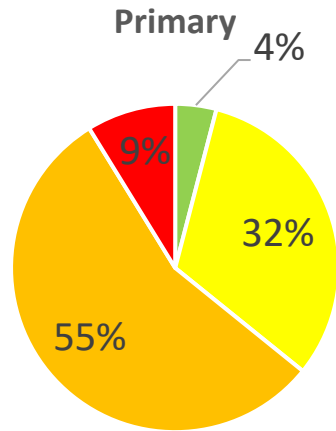
# Pupil Social Interaction

- Total Lincs schools feedback reflects National data
- Secondary school data shows 55% worse than before lockdown, vs a total of 40% worse/a lot worse than before lockdown in the Primary school feedback.

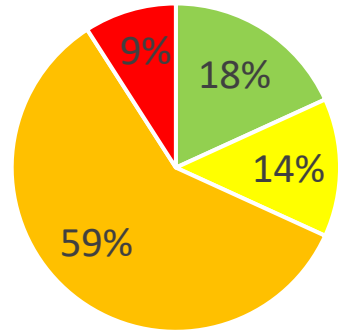


- A lot better
- Better than before
- The same as before
- Worse than before
- A lot worse

## Lincolnshire schools



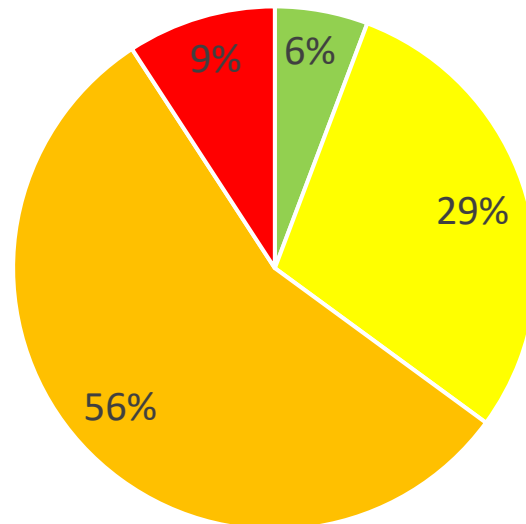
## Secondary



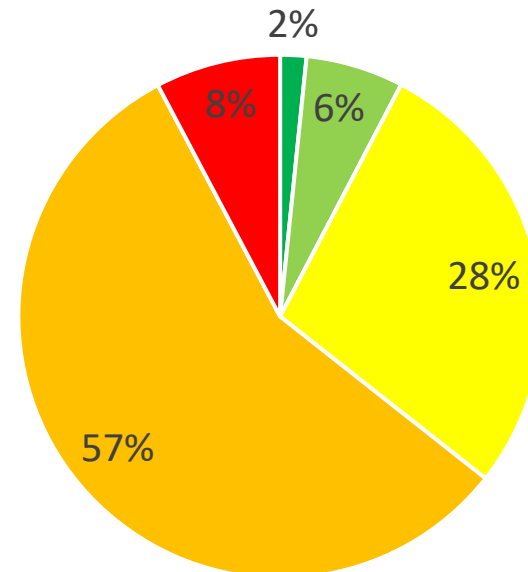
# Pupil Resilience

- Total Lincs schools feedback reflects National data
- The Primary and Secondary school data split shows the difference in responses. Secondary school responses show resilience is better than before lockdown.

## Lincolnshire

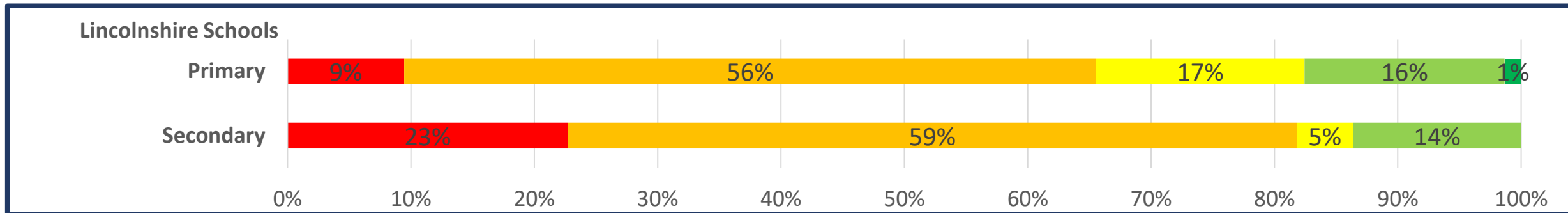
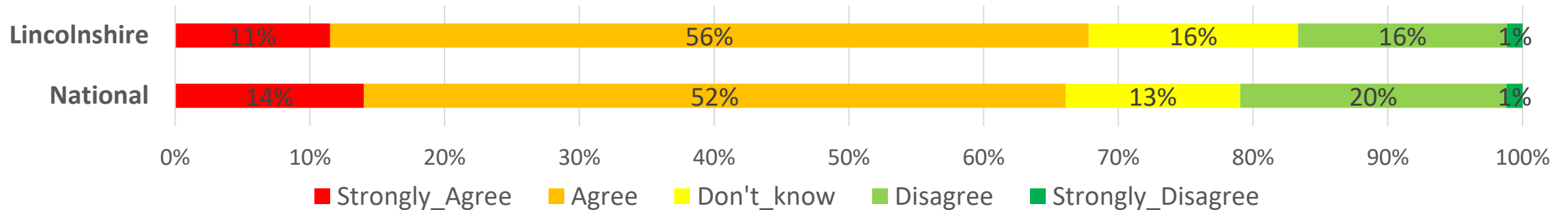


## National



- A lot better
- Better than before
- The same as before
- Worse than before
- A lot worse

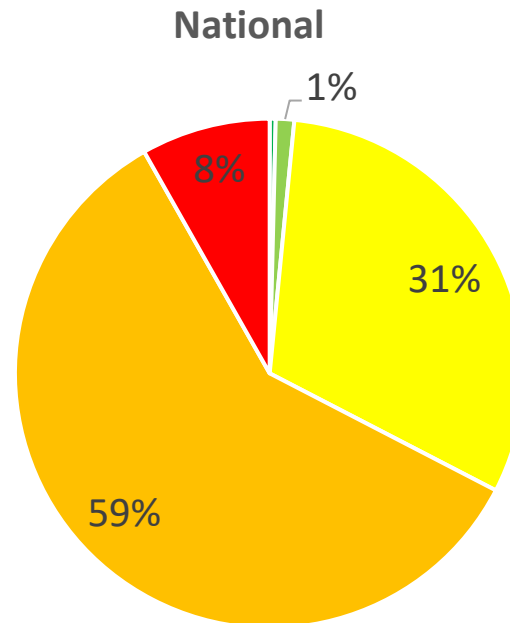
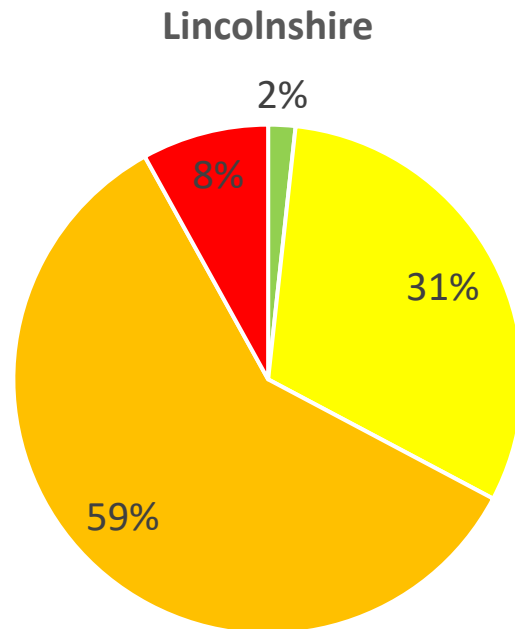
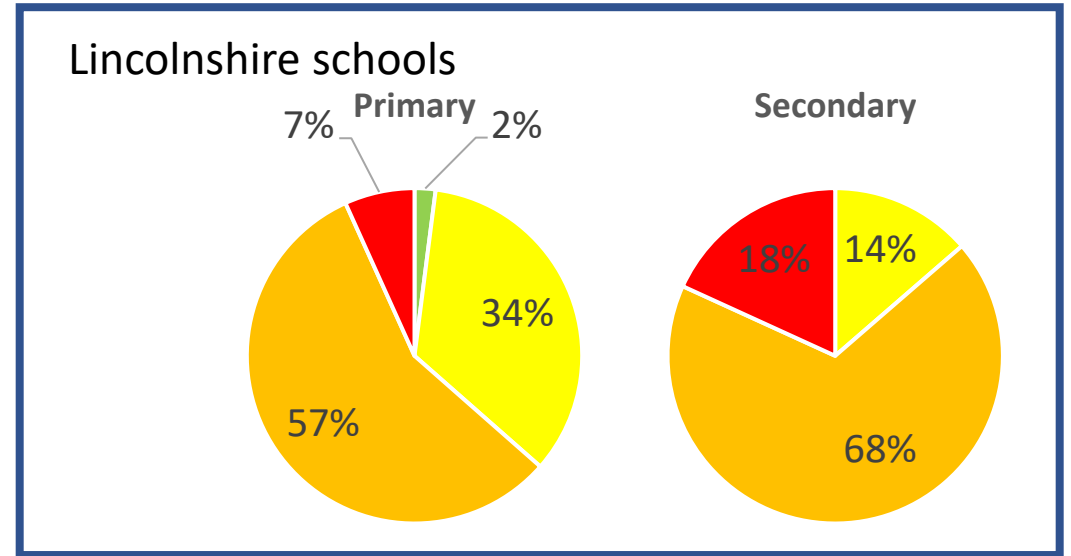
# Pupils have put on excessive body weight during lockdown



- Total Lincolnshire school responses show a similar result to the National data.
- 67% of Lincolnshire schools say they 'Agree' or 'Strongly Agree' that their pupils have put on excessive body weight during lockdown.
- The 'Strongly Agree' response is much higher (23%) for Lincolnshire Secondary schools, compared to the total Lincolnshire data (11%) and the National data (14%).

# The Fundamental Movement Skills of pupils

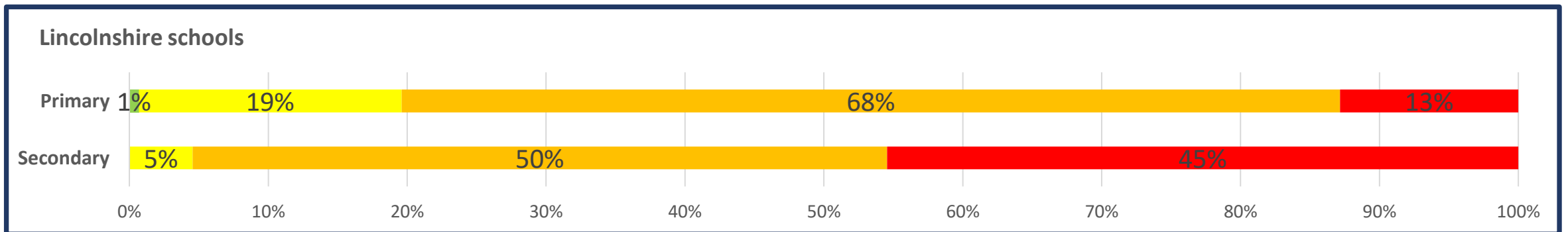
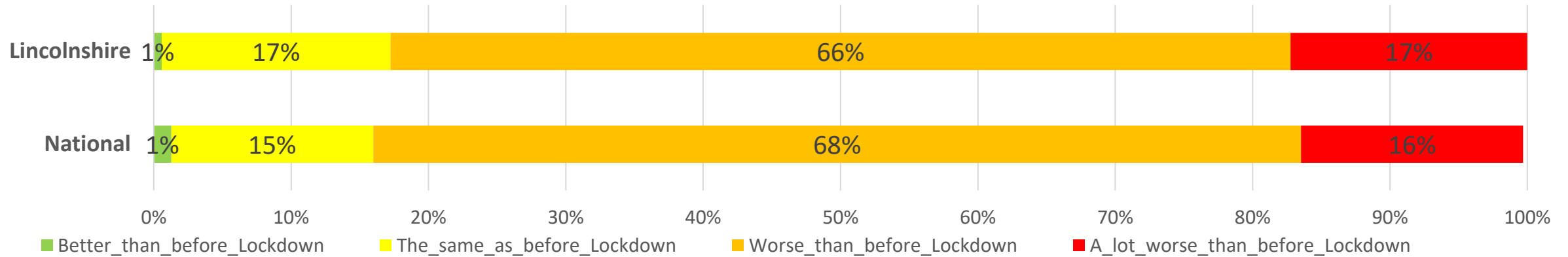
- Total Lincs schools feedback reflects National data
- The Primary and Secondary school data split shows the difference in responses. Secondary school responses shows 86% of schools reported a 'Worse than' or 'A lot worse than' before lockdown. This proportion is significantly higher than the Lincolnshire data and also the National data.



- A lot better than before
- Better than before
- The same as before
- Worse than before
- A Lot Worse



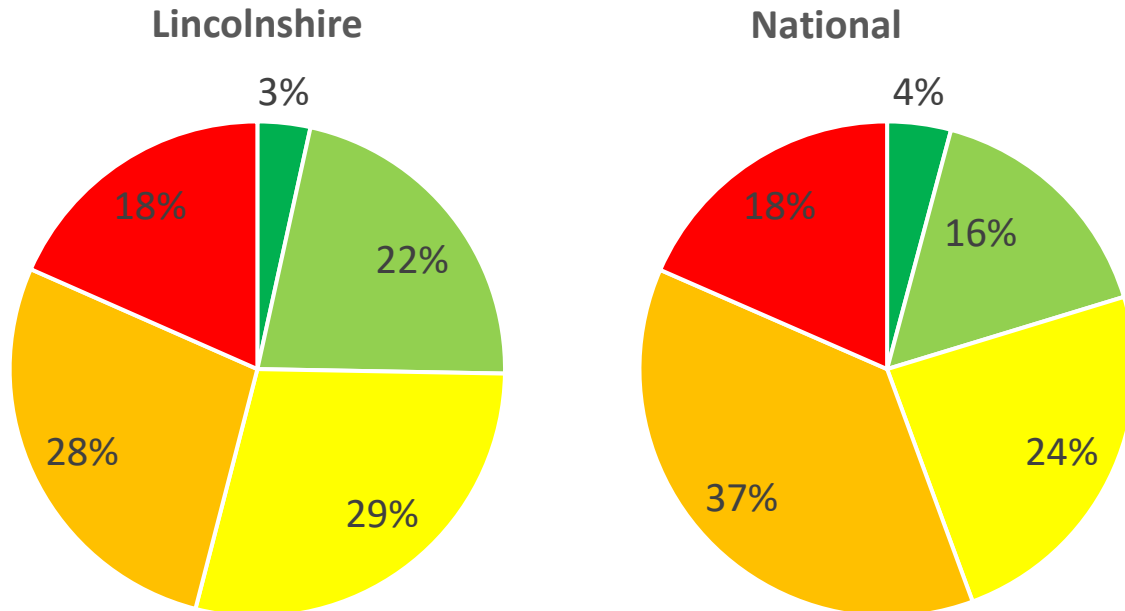
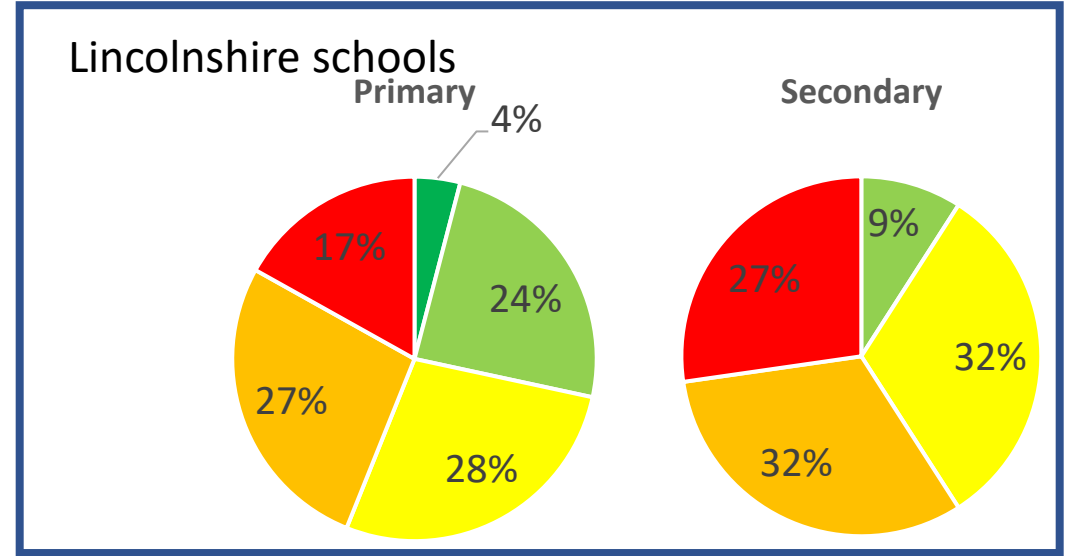
# Pupil's physical fitness



- Total Lincolnshire school responses show a similar result to the National data.
- 83% of Lincolnshire schools say pupil's physical fitness is 'Worse than' or 'A lot worse than' before lockdown.
- The 'A lot worse' response is much higher (45%) for Lincolnshire Secondary schools, compared to the total Lincolnshire data (17%) and the National data (16%).

# Physical Activity Levels

- Total Lincs schools feedback reflects National data
- The Primary and Secondary school data split shows the difference in responses. Secondary school responses shows 27% of schools reported 'A lot less than' before lockdown. This proportion is significantly higher than the Lincolnshire data and also the National data.
- The positive responses for Lincolnshire Secondary schools is also much lower than the National and county data overall showing a significant shift in activity levels.



- A lot more than before Lockdown
- A little more than before Lockdown
- The same as before Lockdown
- A little less than before Lockdown
- A lot less than before Lockdown

# General Wellbeing

- Total Lincolnshire school responses show a similar result to the National data.
- Lincolnshire reports a lower response (3%) for 'Better' or 'A lot better' than the National data (6% in total).
- 60% of Lincolnshire schools say General Wellbeing is 'Worse than' or 'A lot worse than' before lockdown.
- The 'A lot worse than' response is much higher (18%) for Lincolnshire Secondary schools, compared to the total Lincolnshire data (6%) and the National data (5%).

